

# IMV VIBRATION TEST SYSTEMS

## m series

Low Acoustic Noise and Compact Range  
Air Cooled Vibration Test Systems

## m120 / MA1-CE

# m



IMV compact shaker (m-series) applies a permanent magnet for magnet circuit and the table diameter is 7.5 inch. To increase the flexibility of system extension, DC Powered cooling fan is built-in to the shaker. In normal mode, it is used for durability testing with high performance. In natural air mode (without fan), it is suitable for squeak & rattle testing. System structure is specialized for high frequency test, maximum travel of armature is almost equal to 0. Displacement of double amplitude is 10  $\mu\text{m}$  when excited with frequency 1 kHz and acceleration 13 g. With the extension flexibility of IMV's m-series with high precision multi-point control has broaden the range of vibration test, long and large sized specimens such as exhaust pipe etc is possible as well.

### 1. Compact and silent design

Silent type appropriate for abnormal noise inspection. DC powered cooling fan is built-into the shaker. Nature air cooling is also used when the cooling fan is stopped for silent operation. (with a reduction in performance.)

- Compact design
- Low noise (ideal for squeak and rattle testing)
- High precision measurement
- Low power consumption

### 2. m-series multi-axis system

A range of small-size systems, including 2-axis and 3-axis simultaneous systems, employing Integrated Cross Coupling Bearing Unit (ICCU) multi-axis armature / load support technology.



### 3. User first principle

Compatible with K2 vibration controller. Intuitive interface leads The operator with user-friendly guidance.



### Low Acoustic Noise Air Cooled Vibration Test Systems m120 / MA1-CE



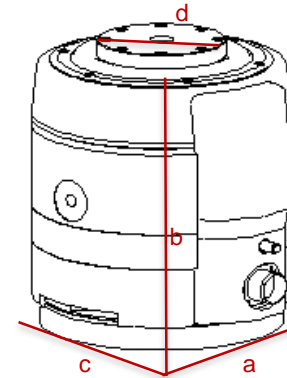
System Specification		
Frequency Range (Hz) *1	0-2,000	
Rated Force	Sine (lbf)	270
	Random (lbf rms)	189
	Shock (lbf)	270
Maximum Acc.	No Load (g)	51
	0.5 kg Load (g)	42
	1.0 kg Load (g)	36
Maximum Velocity (in/s)	63	
Maximum Displacement (in-p)	1.2	
Maximum Load (lbs)	265	
Power Requirements (kVA) *2	1.1	

Vibration Generator (m120-CE)	
Armature Support Method	Air Suspension
Armature Mass (lbs)	5.3
Armature Diameter (φ in)	6.9
Mass (lbs)	245

Power Amplifier (MA1-CE)	
Maximum Output (kVA) *2	1.0
Mass (lbs)	55
Cooling Method	Air cooling
External Cables (in) *3	118

Cooling		
Blower	Housed in vibration generator	
Environmental Data		
Power Requirement (kVA) *2	1.1	
Input Voltage Supply (1 φ, V) *2	100V or 200-240 V ± 10% 50/60 Hz	
Working Ambient Condition	Temperature (F)	32-75
	Humidity (%RH)	0-85

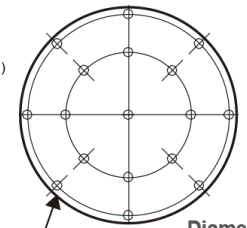
Vibration Generator (m120-CE)



a: W 12.6 in  
b: H 12.9 in  
c: D 12.6 in  
d: 6.9 φin

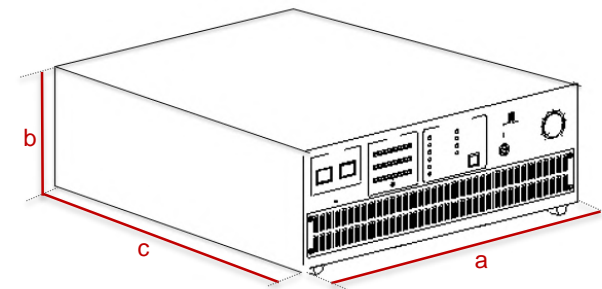
\* Insulation pad (W410 x H45 x D410 mm) is standard equipment.

Table Insert Pattern (unit:mm)



Diameter φ174  
17-M6 Depth10  
(P.C.D.100, 160)  
**m120-CE**

Amplifier (MA1-CE)



a: W 17 in  
b: H 6 in  
c: D 17 in

\*1) Frequency range values vary according to sensor and vibration controller.

\*2) Power supply: single-phase AC100 V/200 V or AC110 V/220 V or AC120 V/240 V ± 10% 50/60 Hz.  
A transformer is required for other supply voltages.

\*3) Longer external cables are provided as an option.